

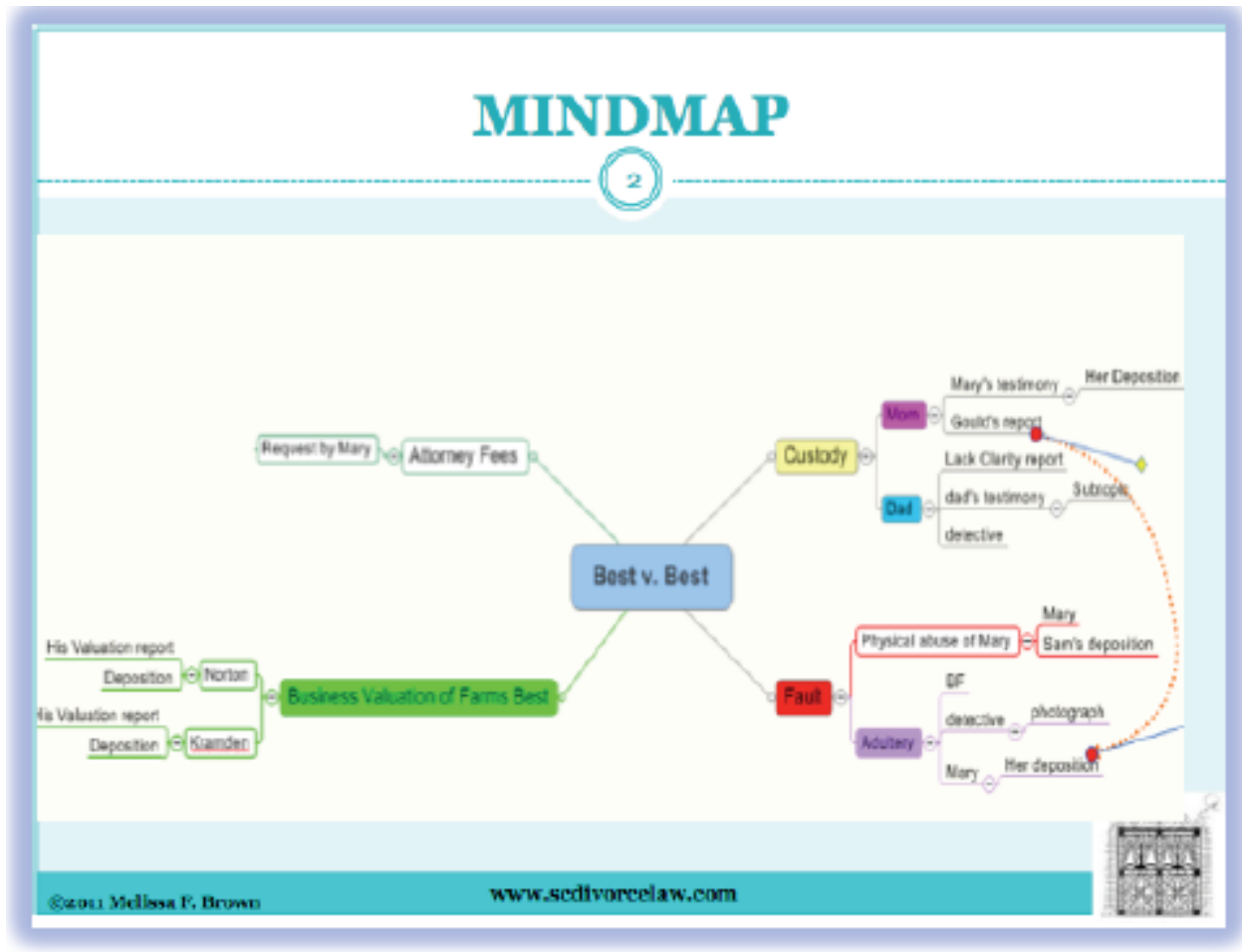
Useful Trial Preparation Materials for Lawyers and Parties, including software, apps (for iPhone & iPad) as well as books and articles.

MindMaps Software Programs

For the PC: www.mindjet.com

iPhone/iPad iMindMap & Mindjet

Mac: IThoughtHD



Timeline Software

For the PC: www.casesoft.com (Note it can be used as a visual, as part of the CaseMap Program & the software will convert the timeline to a Word format in two “clicks” of your mouse.)

iPhone/iPad: Timeline Eons

Mac: Timeline 3D

TIMELINE in Word Format


5

CaseMap Facts Report

Case: CLE for first time trial
Created: 5/27/11 3:55:59 PM

| Date & Time | Fact Text |
|----------------|---|
| Fri 05/07/1999 | Parties started dating. At time, both were working for XXXXX. |
| Wed 04/12/2000 | Date of Marriage |
| 06/77/2001 | H started to work at XXXXXXXXXXXX. |
| 08/77/2002 | Both parties graduated from college. |
| 06/77/2002 | H began to work full-time at XXXXXXXXXXXX. |
| 08/77/2002 | W enrolled Law School |
| 09/77/2002 | BOUGHT FIRST HOME FOR F.H. |
| Wed 09/02/2002 | 1ST CHILD BORN. |
| Sat 12/16/2002 | 2ND CHILD BORN. |
| Wed 05/04/2003 | W GRADUATES FROM LAW SCHOOL. |
| Thu 09/04/2003 | Wife begins working for law firm as an associate. |
| Tue 11/04/2003 | Wife sworn in as an attorney having passed the bar exam. |
| Fri 08/04/2008 | Parties separate. |

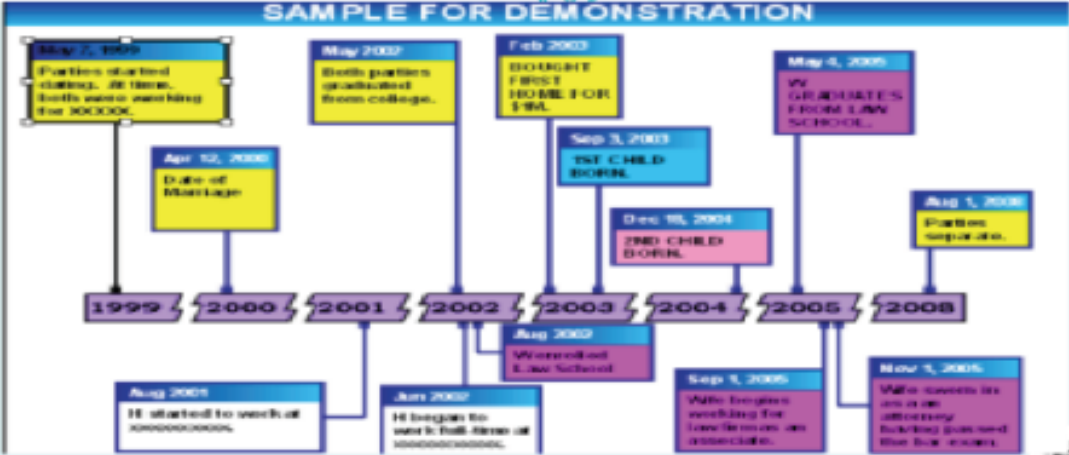
@2011 Melissa F. Brown www.sedlvorelaw.com




TIMELINE

3

SAMPLE FOR DEMONSTRATION



@2011 Melissa F. Brown www.sedlvorelaw.com



BOOKS TO TAKE TO COURT

SC Family Lawyer Tool Kit, 2d edition

SC Family Law Annotated, 2011, West Corporation, tabbed for frequently used sections

South Carolina Evidence Handbook Annotated, by Justin Kahn

South Carolina Rules of Civil Procedure Annotated, by Justin Kahn

Making and Meeting Objections II, Judge Robert A. Wenke

South Carolina Family Court Handbook, by Sandi Parise

Marital Litigation in South Carolina (Fourth Edition), by Roy Stuckey

Professor Syd Beckman's laminated Evidence Objection & Foundation list

BOOKS TO PREPARE FOR TRIAL

The Divorce Trial Manual, From Initial Interview to Closing Argument, Lynne Z. Gold-Bikin and Stephen Kolodny

So You're Going to Try Your First Case..., A Primer for Federal and State Jury Trials in South Carolina, by Warren Moise (While written for jury trials, Warren includes helpful information for bench trials as well.)

Evidentiary Foundations, Edward J. Imwinkelreid, 2008

Cross-Examination, Science and Techniques, Posner and Dodd

Cross-Examination for Law Students, Posner and Dodd

Trial Handbook for South Carolina Lawyers, 4th Ed. 2010, Alex Sanders and John S. Nichols

Nut and Bolts of South Carolina Substantive and Procedural Law, A Trial Notebook 2nd Ed, Judge Ralph King Anderson, Jr.

FIRST AID TRIAL KIT CONTENTS

| | |
|--|--|
| Legal pads | Scissors |
| Laptop + charger | Paper clips and large binder clips |
| Power strip with long cord | Rubber bands (large and small) |
| iPhone & iPad + chargers | Clear tape |
| Laser pointer with extra batteries | Duct tape |
| Flash Drives | Roll of quarters |
| Sticky notes (all sizes) | Bottled water |
| Highlighters | Power bars |
| Pens | Aspirin |
| Pencils and erasers | Breath mints |
| Dry erase markers (multiple colors) plus dry-erase eraser | Extra pair of stockings or clean, matching tie (as appropriate) |
| Black Sharpie (permanent marker) | Lipstick |
| Stapler, staples, and staple remover | Chapstick |

MORE SOFTWARE + APPS

SC: **Traxler Child Support** and **Alimony Calculator** software Programs

SC: **Sean Keefer's Child Support App** for your I-phone or I-pad

One of my favorite blogs to follow is **iPhoneJD**. Here is a link to the recent presentation he and a few other techie attorneys gave at the ABA Tech show in Chicago in April as well as links to his favorite 60 apps for 2009, 2008 & 2007:

<http://www2.americanbar.org/calendar/TECHSHOW/Pages/60Sitesin60Minutes.aspx>

Alex Rosen's Favorite Apps (local trial preparation expert)

RLTC Evidence (\$4.99) Evidence is image presentation software built for trial lawyers. Organize and annotate documents and images on the iPad, then present them via the standard Apple iPad VGA Adapter. Engineered to support standard 1024 x 768 resolution displays for near universal usage with projectors or external displays in courtrooms and presentation venues. However, it can only work with pdf's and it does not display what is on your screen. They hope to upgrade the app for use with the iPad2.

Exhibit A (\$9.99) Exhibit A is a powerful tool for organizing and presenting information. Ideal for presentations in the courtroom, in the boardroom, and in the classroom, Exhibit A gives you the tools to plan and present your message with power, clarity and precision.

TrialPad (\$89.99) TrialPad for iPad is an easy-to-use app for preparing and presenting compelling presentations for trial. It literally puts your next presentation into your own hands, at a fraction of the cost of traditional courtroom presentations.

Noterize (\$3.99) Noterize allows you to view and annotate any available PDF or PowerPoint document. The built-in web browser enables direct importing of files from the web (including university and corporate sites), while integration with Box.net and Dropbox makes transferring documents between your computer and iPad as simple as can be. Once your documents are in Noterize, use the PDF search functionality to quickly find what you are looking for. Annotate your documents in freehand using the pen and highlighter tools, or add typed text and sticky notes with the text box function. Insert extra pages of blank, lined, or grid paper wherever necessary if you need more space to take notes. Palm protection (both left and right-handed) is available.

iAnnotate (\$9.99) iAnnotate is an elegant PDF reader and a powerful annotation tool - and consistently one of the best-selling apps for the iPad. You can open documents from email, fill out forms, sign and send out contracts, enter notes for edits, sketch diagrams, copy text, and add highlights or underline with the drag of a finger! Join the thousands of students, researchers, lawyers, doctors, investors -- and even governments -- that are using iAnnotate every day to go paperless and work from anywhere.

SignMyPad (\$3.99) SignMyPad is a simple to use PDF reader and annotation tool. No more printing documents to sign them, then find a fax machine or scanner to send them back. Save trees!! With SignMyPad you can load PDF's right from your email, or dropbox and add text, date and your signature. Email it right back out from the app!

Power Presenter (\$1.99) This application is for Presentation. If you save the powerpoint as PDF file, this app will help you do the presentation on projector. If you can upload your file to a web site, it also can present that website for you. It automatically detects the projector and send the signal to the projector when connecting with the VGA cable. It actually mirror the screen to the projector using software. Therefore, you can not only see the presentation on the iPad screen but also on the projector. No need to turn your head back all the time as in Keynote. You can now also draw, highlight text on the slides and send your drawing to email. It also contains a blackboard and web content presenter so you can write your formula on a whiteboard or blackboard, show video clips using a single app. It is great tool for education.

CustomShow (Free) lets you play presentations right from your iPad, so you're always ready to present.

- Lets you play entire CustomShow presentations, including videos.
- Works both online and offline, so you never need an Internet connection to pitch.
- Presentations automatically update themselves when changes are made, so you always have the most up-to-date slides.
- Works with a projector or monitor, so you can lead big meetings right from the iPad.
- Creating and updating presentations is done from the CustomShow desktop application*, so you can make changes from both Macs and PCs and the updates are sent directly to the iPad over the Internet.
- Lets you email presentations from your iPad.

Create, manage, and update your slides in CustomShow and present them anywhere: on your computer, online, and now on your iPad.

A Texas Trial Attorney's favorite iPad Apps

Perfect Downloader. It allows you to download videos from the internet (including YouTube) and save to your iPad to include in presentations. It doesn't help the average lawyer that much but for those of us doing presentations it is great.

| | |
|--|---|
| Dropbox Goodreader Fastcase Keynote Elements WhitePages Wikipanion Instapaper LogMeIn Zinio | ABA Journal Photoshop Express Zite Evidence Texas Legal DropVox Digits WPD Viewer Objections2 Bing |
|--|---|

Evidence Apps:

courtevidence
Objections2

Document Apps:

DropBox
DocsToGo
Sign It!
Evernote
ShapeWriter (write with pen or your finger)
Write Now (write with pen or finger)

Presentation apps:

i-Clkr (turns phone or iPad into a remote control for your Powerpoint Presentation & shows notes)
Remote (same thing for Keynote)
SnagIt (Easily captures and edits images from websites, documents & allows editing and insertion into documents and presentations such as PowerPoint & Keynote)

Dictation:

Dragon Dictation
Dictamus (dictates e-mails and texts)

Billing:

My Timesheet

Contacts Apps:

Bump
Copy2Contact
Groups (organizes contacts on iPhone iPad)

Law:

Fastcase (and it is free)
civilprocedures (provides the civil procedure rules for all states; sadly, for SC, it does not include the Family Court rules)
Blacks Law Dictionary
Cost and Prep (designed by Texas family lawyer to help prepare clients for cost of their case)

Child Support Guideline App: SC has an app for calculating our Child Support Guidelines (check your state)

Organizational Apps:

ActionMethod
Toodledo
Calvetica (organizes your calendar on iPhone and iPad better than apps that come with phone)

Travel:

Flightcheck
Navigon - great gps (allows for cars, bikes or walking directions)
GPS (motion x)
Yelp (good restaurants in area)

Social:

Facebook
Echofon
Twitterific
TweetDeck
LinkedIn
You Tube

Other:

Light - turns iPhone into a bright light
HeyTell - A great free app that turns your iPhone into a walkie talkie

RULE 611
MODE AND ORDER OF INTERROGATION AND PRESENTATION

(a) Control by Court. The court shall exercise reasonable control over the mode and order of interrogating witnesses and presenting evidence so as to (1) make the interrogation and presentation effective for the ascertainment of the truth, (2) avoid needless consumption of time, and (3) protect witnesses from harassment or undue embarrassment.

(b) Scope of Cross-Examination. A witness **may be cross-examined on any matter relevant to any issue in the case, including credibility.** (DIFFERS FROM FRE!)

(c) Leading Questions. Leading questions should not be used on the direct examination of a witness **except as may be necessary to develop the witness' testimony.** Ordinarily leading questions should be permitted on cross-examination. **When a party calls a hostile witness, an adverse party, or a witness identified with an adverse party, interrogation may be by leading questions.**

(d) Re-examination and Recall. A witness may be re-examined as to the same matters to which he testified only in the discretion of the court, but without exception he may be re-examined as to any new matter brought out during cross-examination. **After the examination of the witness has been concluded by all the parties to the action, that witness may be recalled only in the discretion of the court.** This rule shall not limit the right of any party to recall a witness in rebuttal.

Note:

The language of subsection (a) of this rule is identical to that used in the federal rule. It is consistent with the general rule in this State that the conduct of the trial, including the examination of witnesses, is within the sound discretion of the trial judge. See McMillan v. Ridges, 229 S.C. 76, 91 S.E.2d 883 (1956); State v. Nathari, 303 S.C. 188, 399 S.E.2d 597 (Ct. App. 1990). It should be noted that Rule 614 controls the calling and interrogation of witnesses by the court.

Under South Carolina law, cross-examination is limited only by the requirement that the inquiry relate to matters pertinent to the issues involved or to impeachment of the witness. See State v. Ham, 259 S.C. 118, 191 S.E.2d 13 (1972); Hansson v. General Insulation and Acoustics, 234 S.C. 177, 107 S.E.2d 41 (1959). The scope of cross-examination is within the discretion of the trial judge. State v. Sherard, 303 S.C. 172, 399 S.E.2d 595 (1991). Subsection (b) rejects the more restrictive language of the federal rule which limits cross-examination to the subject matter of direct examination and matters affecting the credibility of the witness.

Subsection (c) is consistent with former law. See Rule 43(b)(1), SCRCP; Rule 43(b)(2), SCRCP. The use of leading questions when examining a child, State v. Hale, 284 S.C. 348, 326 S.E.2d 418 (Ct. App. 1985), cert. denied, 286 S.C. 127, 332 S.E.2d 533 (1985), is still permissible under the first sentence of subsection (c) which allows leading questions when "necessary to develop the witness' testimony."

There was no provision in the federal rule as to re-examination and recall of witnesses. The provision concerning re-examination and recall of witnesses was added to the rule to make it consistent with South Carolina law. See Levy v. Outdoor Resorts of South Carolina, Inc., 304 S.C. 427, 405 S.E.2d 387 (1991); State v. Stroman, 281 S.C. 508, 316 S.E.2d 395 (1984); Huff v. Latimer, 33 S.C. 255, 11 S.E. 758 (1890).